



Celebrating 25 years of excellence

Newsletter

Vol 8

Issue 8

August 2025

400kV GIS Substation Kottayam



www.kiifb.org



Kerala Infrastructure Investment Fund Board



Projects - Statistics

Department	KIIFB Approved Projects	
	No. of Projects Approved	Approved Amount (₹. in Crore)
PWD	516	₹ 34,109
Agriculture	1	₹ 21
Animal Husbandry	1	₹ 16
Ayush	2	₹ 198
Backward Classes Development Department	1	₹ 18
Coastal Shipping & Inland Navigation	19	₹ 3,518
Culture	17	₹ 500
Devaswom	2	₹ 139
Fisheries and Ports	26	₹ 643
Forest	9	₹ 617
General Education	158	₹ 3,220
Health & Family Welfare	100	₹ 6,528
Higher Education	67	₹ 2,121
Home	6	₹ 231
Industries	2	₹ 106
Information Technology	6	₹ 1,945
Labour & Skills	5	₹ 94
Local Self Government	29	₹ 817
Power	18	₹ 5,200
Planning & Economic Affairs Department	2	₹ 138
Registration	6	₹ 90
Revenue	5	₹ 95
SC/ST Development	10	₹ 182
Science & Technology Department	5	₹ 279
Sports & YA	41	₹ 921
Tourism	14	₹ 639
Transport	3	₹ 601
Water Resources	102	₹ 6,958
Total	1173	₹ 69,941

Projects under Land Acquisition Pool of ₹ 20,000 Crore		
PWD-NHAI	1	₹ 6,769
Industrial Parks - 3 projects - ₹13988.63 Cr	6	₹ 16,421
Taking over of land from HNL - ₹ 200.60 Cr		
Kochi - Bangalore Industrial Corridor & Global City - ₹ 2214.00 Cr		
Total	7	₹ 23,190

KIIFB Approved Projects Grand Total		
Infrastructure Projects	1173	₹ 69,941
Projects under Land Acquisition Pool	7	₹ 20,000
Total	1180	₹ 89,941
<i>Fund disbursed to projects (as on 31/07/2025)</i>		₹ 36,160 Cr.



Editorial

“*Ignited Minds: Unleashing the Power Within India*” is one of the most famous books authored by India’s most beloved President, the late Dr. A. P. J. Abdul Kalam. The book is dedicated to a child who identified *poverty* as the strongest enemy of the nation.

In this work, Dr. Kalam examines the attitudes that influence Indians today and prescribes a vision for sustainable and inclusive growth to enable India to emerge as a developed nation.

He also wrote and recited the following inspiring lines in the European Parliament:

*“Beautiful environment leads to beautiful minds.
Beautiful minds generate freshness and creativity.”*

Dr. Kalam’s vision of igniting young minds and transforming challenges into opportunities resonates with KIIIFB’s mission of igniting development across Kerala.

This issue of KIIIFB’s Newsletter carries a cover story on “*Igniting Development: Kerala’s First 400 kV GIS (Gas Insulated Substation)*”, inaugurated at Kuravilangadu, Kottayam. Implemented by KSEBL with the strategic support of KIIIFB, this ambitious long-term initiative is aimed at modernising the State’s transmission system.

The impact of climate change is not merely an environmental concern but a global social issue, intimately connected to the very existence and dignity of human life. Recognising its significance, this edition of the newsletter carries an article on *Climate Change and its Global Pathways*, highlighting the Representative Concentration Pathways (RCPs) and Shared Socio-economic Pathways (SSPs) developed under the framework of the Intergovernmental Panel on Climate Change (IPCC).

The beautification of a city begins with transforming its vacant spaces. A series of such projects have been planned for the cities of Thiruvananthapuram, Kochi, and Kozhikode. Starting with the entry point to Thiruvananthapuram city from the International Airport area, some pockets have been identified for development. Through these initiatives, we aspire to create a beautiful environment that will, in turn, inspire freshness and creativity.

Happy reading !! STAY TUNED

Chief Editor

Office

2nd Floor, Felicity Square,
MG Road, Statue,
Thiruvananthapuram - 695001
Kerala, India.
Phone +91 (0471) 2780900
WhatsApp +919072000430



Contents

1. IGNITING DEVELOPMENT - KIIFB Powers a Landmark: Kerala's First 400kV GIS Now a Reality	
Jithin Sanjeev, PE Project Appraisal Division	5
2. Road to 2100: Climate Change through RCP and SSP Lenses	9
3. Suction Diffusers – Streamlining System with a Multi-Functional Solution for pumps	12
4. Economy & Market Watch	
Ajosh Krishnakumar, General Manager, Finance & Administration	16
5. Tender Updates - July 2025	18



State's first 400kV Gas Insulated Substation (GIS) at Kuravilangadu, Kottayam

*Pic Courtesy : Amala Chandran RS
Assistant Project Manager*



Scan for downloading Newsletters



IGNITING DEVELOPMENT

KIIFB Powers a Landmark: Kerala's First 400kV GIS Now a Reality

Jithin Sanjeev, PE, Project Appraisal Division



As Kerala advances toward a future anchored in reliability, sustainability, and modernized infrastructure, the commissioning of the state's first 400kV Gas Insulated Substation (GIS) at

Kuravilangadu, Kottayam, stands as a defining milestone. The initiative was made possible through the strategic support of the Kerala Infrastructure Investment Fund Board (KIIFB), which enabled Kerala State Electricity Board Ltd. (KSEBL) to implement its long-term transmission upgrade programme, TransGrid 2.0. Designed to fortify the grid, reduce losses, and ensure seamless power evacuation, this initiative reflects a forward-looking energy vision underpinned by robust institutional backing.

KIIFB's assistance played a pivotal role in enabling KSEBL's Trans Grid 2.0—an ambitious long-term initiative aimed at modernizing and future-proofing the state's transmission system by enhancing reliability, minimizing losses, and facilitating efficient power evacuation. More than a technical upgrade, the Kottayam 400kV GIS substation demonstrates what becomes possible when infrastructure planning is supported by timely and strategic financial backing.

As the principal funding agency for many of Kerala's key infrastructure initiatives, KIIFB's involvement in this high-voltage project reaffirms its commitment to reinforcing the state's power sector and ensuring long-term grid resilience.



The Rise of GIS Over AIS in Next-Generation Power Infrastructure

Kerala's transition from conventional Air Insulated Substations (AIS) to Gas Insulated Substations (GIS) marks a strategic shift toward a more efficient and reliable power system. GIS offers a major advantage in space efficiency, using up to 70% less land, ideal for Kerala's limited and challenging terrains.

Its sealed design ensures better protection from dust, moisture, and corrosion, making it highly reliable in Kerala's climate. Safety is also enhanced, with reduced risk of fire or accidental contact. GIS enables faster setup, easier maintenance, and fewer outages, which is critical for uninterrupted supply to industries, hospitals, and growing urban areas.



Strengthening the Backbone of Kerala's Transmission Network—Kottayam's 400kV GIS

Kerala's power sector is at a critical juncture. With nearly 80% of the state's electricity consumption met through interstate transmission and only 20% generated locally, the state faces a mounting challenge in ensuring energy security. Adding to this strain is the annual demand growth of approximately 6%, as

projected by the 18th Electric Power Survey. In this context, expanding Kerala's power import capacity and strengthening its internal transmission network is not just timely—it's essential.

The 400kV Gas Insulated Substation (GIS) at Kottayam represents a pivotal step in this direc-



tion. Strategically positioned along the 400kV Tirunelveli–Kochi transmission corridor of PGCIL, the substation forms part of the larger power transmission route from the Kurakula Nuclear Power Project. The Line-in Line-out (LILo) integration enables efficient import of power into the heart of Kerala, particularly benefiting the central districts.

Designed with a compact GIS layout, the substation requires only 11 acres —significantly less than the 25 acres typically needed for an Air Insulated Substation (AIS). This not only over-



comes land acquisition challenges but also ensures improved operational safety and reliability in densely populated regions. The substation is equipped with one 400kV incoming feeder, two 315 MVA 400/220kV transformers, and six 220kV outgoing feeders, making it capable of handling current loads and future expansion.

The outgoing 220kV lines connect to existing substations at Pellom and Ambalamukal, as well as the newly constructed Ettumanoor 220kV GIS. In the next phase, they will extend to upcoming substations at Pokhara and Thuravoor, significantly improving supply coverage across the Kottayam, Alappuzha, and Ernakulam regions. In total, about 70 circuit kilometres of 220/110kV Multi Circuit Multi Voltage (MCMV) lines will connect critical nodes such as Kreiling'd, Vaikom, Thaikattussery, Ettumanoor, and Travoor.

The impact of this infrastructure is measurable and substantial. Load flow studies estimate a reduction in transmission losses by 24.7 MW—equivalent to an annual energy saving of approximately 119.65 million units. This is comparable to the output of a 24.7 MW solar power plant.





its future energy demands more efficiently and reliably.

Infrastructure Evolution Empowered by KIIFB

The development of the 400kV GIS substation at Kottayam was made possible through coordinated efforts across funding, planning, and execution.

Voltage levels are also expected to improve by 7–8% in the Kottayam and Alappuzha districts, ensuring better power quality and reduced outages.

In addition to addressing immediate capacity needs, the Kottayam substation supports the state's long-term transmission goals under the Trans Grid 2.0 initiative. It enhances grid stability, aligns with the N-1 reliability criterion, and reinforces Kerala's ability to integrate with national power corridors, positioning the state to meet

its future energy demands more efficiently and reliably. KIIFB provided timely financial assistance that enabled KSEBL to proceed with this strategically important project without delay.

The foundation stone was laid on November 20, 2017, and despite disruptions caused by the COVID-19 pandemic, construction progressed steadily. The substation was formally inaugurated by Hon. Chief Minister Shri. Pinarayi Vijayan on October 5, 2020, and was fully energized and made operational by mid-2023.





Road to 2100: Climate Change through RCP and SSP Lenses

Global warming and climate change are driven by rising greenhouse gas emissions, shaping the planet's future. Emission scenarios are plausible future development pathways of human greenhouse gas and aerosol emissions which serve as the basis for working out the possible climate conditions of the future.

Two widely recognised scenario frameworks to explore future climate scenarios are Representative Concentration Pathways (RCPs) and Shared Socioeconomic Pathways (SSPs), developed under the IPCC (Intergovernmental Panel on Climate Change). SSPs have been developed to complement the RCPs.

RCPs outline potential atmospheric GHG concentrations and warming levels and focus on atmospheric GHG concentration trajectories and the

expected changes in radiative forcing, expressed in watts per square meter (W/m^2). While SSPs capture human and economic factors influencing these emissions and integrate socioeconomic development narratives with emission scenarios to understand how human activities drive climate outcomes.

Relevance and Applicability

1. Representative Concentration Pathways (RCPs)

In the 2014 Fifth Assessment Report (AR5); the IPCC introduced RCPs. Climate researchers adopted 4 pathways spanning a broad range of values (2.6, 4.5, 6.0, and 8.5 watts per square meter) to explore a broad range of possible futures to evaluate the corresponding range of warming and climate changes.

RCP	CO ₂ Concentration in 2100 (ppm)	Radiative Forcing (W/m ²)	Implication
RCP 2.6	~421 ppm	2.6	Aggressive mitigation; aligns with ~1.5°C-2°C target, Low Emission scenario
RCP 4.5	~538 ppm	4.5	Stabilisation; moderate mitigation, Intermediate scenario
RCP 6.0	~670 ppm	6.0	Limited mitigation; ~3°C warming, Intermediate scenario (higher warming than RCP 4.5)
RCP 8.5	~936 ppm	8.5	High emissions; >4°C warming, Very high warming scenario

Source:-Fifth Assessment Report (AR5 & 6) -IPCC



Applicability: Ideal for quantifying warming potential and comparing policy outcomes.

2. Shared Socioeconomic Pathways (SSPs)

SSPs are the results of a separate modelling effort looking at how factors such as population, economic growth, education, urbanization and the rate of technological development determine the level of greenhouse gas emissions. There are 5 main SSPs depicting different future scenarios:

SSP1: *Sustainability and equality* - envisions a world making significant efforts toward sustainability, with low inequality, green energy, and sustainable economic practices.

SSP2: *Historical trend continuation* - describes a future that continues on current trajectories, with moderate economic growth, technological development, and environmental awareness.

SSP3: *Fragmented world with nationalism* - projects a fragmented world with high population growth, limited technological advancement, and countries prioritizing self-reliance and security over cooperation.

SSP4: *Increasing inequality* - portrays a world with high inequality, where well-off regions focus on technology and carbon reduction while poorer regions face significant challenges.

SSP5: *Rapid economic and energy growth* - imagines a future driven by rapid economic growth and high energy demands, primarily reliant on fossil fuels, with little effort to mitigate climate change.

Combined SSP-RCP scenarios

The SSP-RCP scenarios (sometimes referred to as the 'SSPX-Y scenarios') combine the baseline SSPs with RCP scenarios from the IPCC's fifth assessment reporting period (AR5).

The SSP-RCP scenarios impose global warming targets on the baseline SSP scenarios using the radiative forcing levels of the RCP scenarios.

There are five SSP-RCP ('SSPX-Y') scenarios: SSP1-1.9, SSP1-2.6, SSP2-4.5, SSP3-7.0, SSP5-8.5

The first number 'X' in the SSPX-Y acronym refers to the baseline SSP scenario. The second number 'Y' refers to the RCP radiative forcing levels. For example, 'SSP1-1.9' is a scenario that combines SSP1 with 1.9 W m⁻² radiative forcing in 2100 (RCP1.9).

The SSP-RCP ('SSPX-Y') scenarios are among the most commonly used global climate scenarios. It combines baseline socio-economic narratives (the SSPs) with different emissions trajectories (based on the RCPs) and are useful building blocks for creating scenarios, since they provide a global narrative, global emissions trajectory, and level of global warming upon which to build.

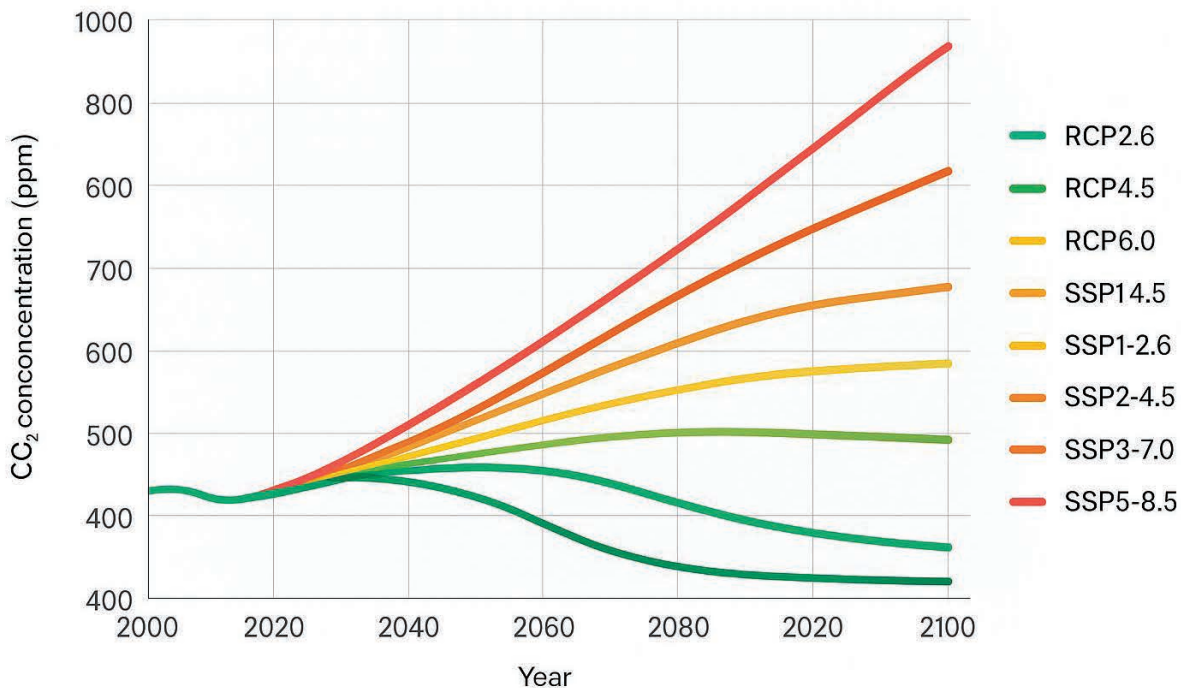
Scenario	CO ₂ Concentration in 2100 (ppm)	Approx. Warming
SSP1-1.9	350–400 ppm	~1.5°C
SSP1-2.6	420–460 ppm	~2°C
SSP2-4.5	550–600 ppm	~2.5–3°C
SSP3-7.0	800–900 ppm	~3.5–4°C
SSP5-8.5	950–1100 ppm	>4°C

Source:-Fifth Assessment Report (AR5 & 6) -IPCC



- SSPI-1.9 & SSPI-2.6
 - Very low and low GHG emissions scenarios
 - CO₂ emissions declining to net zero around 2050 and 2070
 - Strong mitigation
 - SSP2-4.5
 - Intermediate GHG emissions scenario
 - CO₂ emissions remaining around current levels until the middle of the century
 - SSP3-7.0 & SSP5-8.5
 - modest mitigation
 - High and very high GHG emissions scenarios
 - CO₂ emissions that roughly double from current levels by 2100 and 2050
 - minimal mitigation
- Applicability: Useful for linking human development choices to emission outcomes and adaptation needs.

Carbon Concentration Pathways



Conclusion

The road to 2100 depends on today’s choices in energy, technology, and environmental stewardship. RCP and SSP scenarios involve exploring a range of potential futures by combining different socio-economic pathways (SSPs) with representative concentration pathways (RCPs). These scenarios help assess the potential impacts of climate change based on various assumptions about future societal development and greenhouse gas concentrations.

Together, these frameworks provide a clear lens to explore plausible climate futures, support risk as-

essment and help scientists and policymakers assess climate responses and plan mitigation and adaptation strategies for a sustainable and resilient future.

References

- <https://environment.govt.nz/what-you-can-do/climate-scenarios-toolkit/climate-scenarios-list/ipcc-ssp-rcp-scenarios/>
- <https://help.climsystems.com/docs/simclim-ar6/SSPsandRCPs.html>
- https://www.ipcc.ch/report/ar6/syr/downloads/report/IPCC_AR6_SYR_FullVolume.pdf
- <https://www.nccs.admin.ch/nccs/en/home/climate-change-and-impacts/climate-basics/what-are-emission-scenarios.html>

Suction Diffusers— Streamlining System with a Multi-Functional Solution for pumps

Prathap Magon, Deputy Consultant, TRC

A suction diffuser is designed to integrate several components into a single fitting: a 90-degree elbow, a flow straightener, a strainer, and sometimes a reducer, which helps optimize pump suction conditions, reduce space requirements, installation costs, assists in enhancing the performance and lifespan of the equipment. By eliminating particles and offering a smooth path for flow of the fluid into the pump, avoid clogs and minimize wear and tear on the pump impeller. This eventually contributes to improved efficiency, reduced maintenance expenses, and a longer equipment lifespan.

Suction diffusers are versatile in application; it can be simply mounted on horizontal and vertical pumps without extra fittings or space requirements. They provide an effective solution for improving system performance in a wide range of industrial and commercial applications.

Suction diffusers are an important component in ensuring pump efficiency and safeguarding system elements against damage. Combination of multiple functions into a single compact unit makes them an invaluable asset for any pumping system looking to achieve maximum efficiency and reliability.



Fig 1: Suction Diffuser

Role of Suction Diffuser

Installing a suction diffuser is the reduction of space required in plant room for the pumping installation and the reduction of cost.

Main purpose is to condition the fluid before entering the pump suction port to guarantee the

pump's hydraulic performance, without requiring a straight pipe length, usually recommended between 5 and 10 times the diameter of the suction pipeline.

Suction diffuser technology helps to achieve 2 very important tasks, which are, lowering fluid velocities in the suction line and straightening fluid particles.



Fig 2: Suction Diffuser installation on suction side of pump

Benefits:

1) Lowering fluid velocity in pump suction line

Designing pump suction pipework is sizing it correctly. The pump will generate a significant depression in the suction line, the suction pull created by the pump impeller increases fluid velocity and therefore lower the pressure. This high-velocity area is particularly sensitive to poor suction line design which is one of the causes of cavitation.

Critical for the suction pipework to be correctly sized to minimize pressure losses and guarantee a satisfactory fluid volume or fully flooded suction. It is also important that the fluid which entering the

pump is free of turbulences, the fluid is not rotating, showing any vortices or recirculation.

2) The diffusion effect

The suction diffuser's internal cartridge is methodically designed with specific hole diameters, positions and angles, based on each suction diffuser permissible fluid bandwidth and transmission area.

The fluid entering the diffuser is distributed all around the cartridge and travels via the perforations. This is called a diffusion effect because, the flow is separated like going through a sleeve. Process reduces the fluid velocity entering the suction diffuser's body, which boosts the suction line pressure.

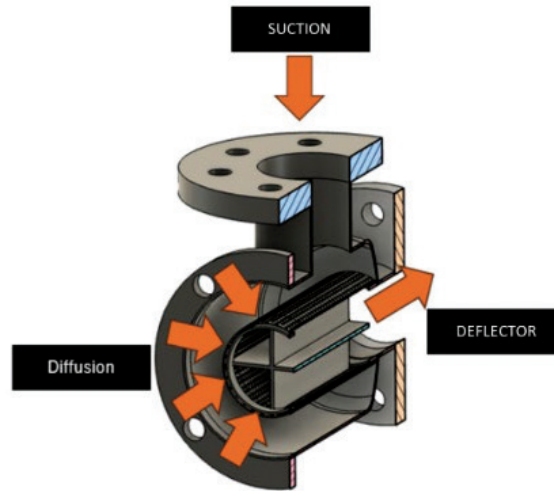


Fig 3: Diffusion effect

CFD analysis is used to evaluate the impact of the fluid diffusion effect via the perforated cartridges.

3) Pressure Effect

The increased pressure in the suction diffuser helps to compensate for the depression created by the pump pull in its suction line. The diffusion effect of the cartridge reduces the velocity of the fluid and channels the static pressure into the body of the diffuser.

Reducing the fluid velocity promotes increased pressure in the suction line and minimizes the risk of pump cavitation.

4) Straightening of fluid particles

The baffle at the centre of the cartridge helps straighten fluid particles that being distorted when the fluid changes direction. The deflector prevents the formation of vortices in the fluid and rotation.

Advantages of Suction Diffuser

- Space is saved, and additional connection points are eliminated by mounting directly to the inlet side of the pump.
- Unwanted material is prevented from entering the pump inlet by the integral strainer.

- Straightening vanes on the outlet side of the suction diffuser reduce turbulence in the flow entering the pump.
- Installation time and cost are reduced by using a component that takes the place of a strainer, reducing elbow, and entrance pipe.

Several companies manufacture suction diffusers, including Hydro flex Fluid Solutions LLP, Lubi Valves, Asre Engineering, and Kirloskar Brothers Limited etc. These companies offer various materials, sizes, and customization options for suction diffusers, which are designed to improve pump efficiency and reduce maintenance.

Applications: Suction guides are commonly used in HVAC systems, general-purpose pumping, and industrial/process pumping (water or glycol based).

Conclusion

Suction diffusers combine a strainer, flow straightener, and elbow into one unit. It provides a straight pipe length on the suction line by providing protection against pump cavitation, protects from debris and foreign matter, optimizes flow efficiency, and saves space in plant rooms and installation costs.

400kV GIS Substation Kottayam



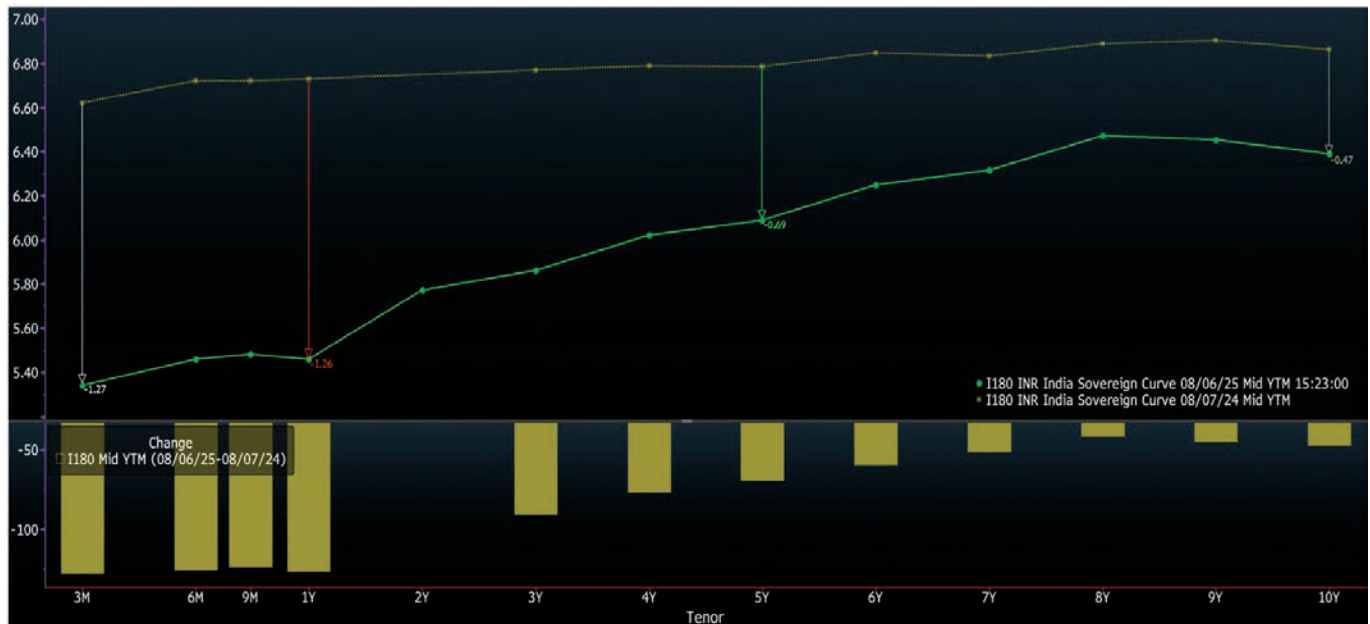


Economy & Market Watch

Ajosh Krishnakumar,
General Manager, Finance & Administration

In this edition of Economy & Market Watch, we do a study on India Sovereign yield curve to analyse how the yield curve has evolved in the last 12 months.

The following chart depicts the India Sovereign yield curve on 7th August 2024 and the yield curve dated 6th August 2025.



As may be seen from the above chart, there has been a significant downward shift in the India Sovereign yield curve, in the last 12 months. During the period, yields for India Sovereign bonds of 3M to 10 Y tenors decreased between ~41 to ~128 bps.

The above chart also indicates a significant steepening of the current India Sovereign yield curve compared to the one in August 2024 with the spread in yields between 3 M and 10 Y tenors increasing from

~24 bps on 7th August 2024 to ~105 bps on 6th August 2025.

Additionally, a slight inversion could be seen in the current sovereign yield curve between tenors 9M - 1Y and 8Y - 10Y.

Resolution of Monetary Policy Committee (MPC) in August 2025:

In the 56th meeting of Monetary Policy Committee (MPC) held in August 2025 (4th to 6th of Au-



gust) under the chairmanship of Shri Sanjay Malhotra, Governor RBI, MPC, after assessing the current and evolving macroeconomic situation, voted to maintain the policy repo rate at 5.50 per cent. This decision, as per the MPC, is in consonance with the objective of achieving the medium-term target for consumer price index (CPI) inflation of 4 per cent within a band of +/- 2 per cent, while supporting growth.

In terms of inflation outlook, August MPC pro-

jected CPI inflation for FY 2025-26 at 3.1 per cent, with Q2 FY 26 at 2.1 per cent, Q3 FY 26 at 3.1 per cent and Q4 FY 26 at 4.4 per cent, with risks evenly balanced.

On domestic economic growth outlook, August MPC retained the projection for real GDP growth for 2025-26 at 6.5 per cent (YoY) with Q1:2025-26 at 6.5 per cent, Q2:2025-26 at 6.7 per cent and Q3: 2025-26 at 6.6 per cent and Q4: 2025-26 at 6.3 per cent, with risks evenly balanced.

Source: RBI, Bloomberg





Tender Update - July 2025

Sl. No.	SPV	Sector	Work Description	Tender Value
1	HITES	HFW	Supply, Installation, Testing and Commissioning of MGPS for Construction of Taluk Hospital Chettikad	₹ 1,93,46,506.00
2	INKEL	HFW	Development of Govt. Medical College Thiruvananthapuram - Phase II - MLT Block (SH Furniture and Signage Works)	₹ 65,32,382.00
3	KIIDC	WRD	KIIFB-Construction Of Solar Ongrid System At Anjarakandy Rcl-At Paraparam In Pinarayi Panchayath, Kannur District General Electrical Work	₹ 10,83,295.00
4	KRFB	PWD	KIIFB-Improvements to Sasthamkotta- Kottarakkara- Neeleswaram-Court complex road in Kollam District-Balance work-General Civil Work	₹ 9,84,83,848.00
5	KWA	WRD	KIIFB-Improvements to Parappanpoyil-Karakunnu road 0/000 to 8/400 in Kozhikode District-Shifting of KWA Utilities-Pipeline work	₹ 1,97,99,888
6	WAPCOS	HFW	Development of General Hospital Trivandrum	₹ 1,11,49,15,574.00
7	KILA	GED	KIIFB KILA 1.30cr GHSS Vazhamuttom (School code 43069) Nemom LAC Vertical expansion of existing building Composite Work	₹ 1,09,93,191.00
8	KRFB	PWD	KIIFB-Improvements to Sasthamkotta- Kottarakkara- Neeleswaram-Court complex road in Kollam District-Balance work-General Civil Work	₹ 9,84,83,848.00



9	KSITIL	HED	Augmentation of infrastructural facilities at Sree Neelakanta Govt. Sanskrit College, Pattambi	₹ 7,24,25,965.00
10	KILA	GED	KIIFB KILA 1.30cr GHSS Vazhamuttom (School code 43069) Nemom LAC Vertical expansion of existing building Composite Work	₹ 1,09,93,191.00
11	KRFB	PWD	KIIFB-Ezhuthumpara Bridge-Construction of Ezhuthumpara Bridge across Churiyode River in Kongad LAC in Palakkad District	₹ 8,61,71,503.00



400kV GIS Substation Kottayam

Fund Mobilization Status	
Particulars	Amount (₹ Cr.)
Contribution from Government of Kerala	23,313
Fund mobilized from financial market	33,004
Total	56,317

* Provisional figure as on 30-06-2025



**PRAVASI Chitty
Statistics as of
31ST JULY 2025**

Total number of customers	225564
Total number of subscribers	65338
Total amount collected	INR 5494.64 Cr
KIIFB Deposit bond subscribed	INR 835.50 Cr
KIIFB Security bond subscribed	INR 253.048 Cr



**PRAVASI
Dividend Scheme**

Total number of registrations	52472
Total no. of depositors	4233
Total amount deposited	INR 331.05 Cr

Designing the Future...
(A 100% Subsidiary of KIIFB)

Our Key Service Areas

1. Consulting & Advisory Services
2. Environment Services
3. Design & Engineering
4. Project & Contract Management
5. Geographic Information System
6. Quality Management

KIIFCON Pvt. Ltd,
7th Floor, Felicity Square, Statue,
M.G. Road, Thiruvananthapuram,
Kerala- 695001

☎ 0471-2780900 ✉ kiifcon@kiifb.org
bd@kiifcon.com

🌐 www.kiifcon.com